

# A Comparative Analysis of the Electronic Resource Usage among the Engineering and Non-Engineering Students of REVA University

B. Vasantha<sup>1</sup> and M. Dhanamjaya<sup>2</sup>

<sup>1</sup>Research Scholar, <sup>2</sup>Guide, Registrar, REVA University, Bangalore, Karnataka, India  
E-Mail: vasantha02@gmail.com

(Received 13 June 2018; Revised 5 July 2018; Accepted 23 July 2018; Available online 5 August 2018)

**Abstract** - The growing demand for the Electronic information from the users gave birth to Electronic Resources. The diversified hunt for information and knowledge makes an increasing demand in usage of Electronic Resources. This paper analyze and evaluate comparative usage, awareness and purpose of Electronic Resources among Engineering and non Engineering students of REVA University Central Library.

**Keywords:** Electronic Resources, Electronic Resources usage, REVA University Central library, Students

## I. INTRODUCTION

Development in the information communication technology had made the whole world a global village with the collapse of traditional constraints of space and time. The convergence of computer and communication technologies have created a new channel of networking, which has revolutionized the traditional communication process by providing required links and routes throughout the world. As a result of this, revolution in the mode of access to the information has shifted from printed paper to electronic and digital through magnetic media, optical media and multi media. The Electronic resources are extremely important part of the modern culture and contain many materials that should be preserved for future. Electronic formats cause libraries to concentrate their attention on overall operations and rethink about systems, services in a way never before required. Due to rapid growth Electronic resources available via internet, varieties of methods have been developed to organize and access these objects. The personal visits to libraries have been decreased as Electronic resources are available in different formats i.e. Electronic books, Electronic journals, Electronic databases and consortia.

## II. REVIEW OF THE LITERATURE

Bhatt and Rana (2011) in his research study paper he analyse and evaluate the use of e-resources by the engineering academics of Rajasthan state and aims to consider the various factors of e-resources usage such as purposes, impact, importance, problems, acceptance, and satisfaction with e-resources. And he find using the e-resources, their academic/professional competency also improved, the teaching methodology also involved the e-resources uses and the students' ability was also affected in a positive manner by this methodology and Some problems were also explored in using e-resources. The majority of users were quite satisfied with using e-resources.

The study by Crawford, Vicente, and Clink (2004). On focuses on the usage and information literacy among staff and students at Glasgow Caledonian University and the results showed that growth in usage in the relatively short period between the two surveys. The Mode of attendance is an issue and off-Campus usage is growing, with an increasing emphasis on workplace access. The catalogue was found to be no longer 'the key to the library' and gateways and links were little used. A relationship between student progression and retention and EIS usage was identified.

Halder and Chandra (2013) in research paper "A critical study of the library facilities provided by the private engineering colleges in Kolkata" he has summarizes different areas associated with the library services, such as, the frequency of library use, type of library material used, standard of library documents, sources used for wanting required information, users' satisfaction, etc. Finally he concluded that the library and information science professionals are to make them relevant by reaching out to users.

## III. OBJECTIVES OF THE STUDY

The objective of the study is to find out the frequency of usage, awareness and purpose of electronic resources among the engineering and non engineering students of REVA University Central Library.

## IV. METHODOLOGY

The study adopted survey method using the questionnaire tool for data collection. A questionnaire survey was distributed to all Engineering and non engineering students of REVA University central library. Altogether, 100 students from Engineering and 100 students from non Engineering, all the 200 users responded to the survey. Hence, 100% response is used for data analysis and interpretation.

## V. DATA ANALYSIS AND INTERPRETATION

The survey collected data on various parameters like; awareness, Frequency, purpose and problem faced while using the library Electronic resources. A total of 200 students participated in the survey which consisted of five

questions. Table I shows the information about the questionnaires distributed among Engineering and non Engineering students. And the Result was 100% all the Engineering and non Engineering fully participated in the survey.

TABLE I RESPONDENTS

	Distributed	Respondents in %
Engineering	100	100
Non-Engineering	100	100

Table II and Figure 1 shows the information about the awareness of Electronic Resources.

TABLE II AWARENESS OF ELECTRONIC RESOURCES

Awareness	Engineering Respondents in %	Non-Engineering Respondents in %
Electronic books	33	18
Electronic journals	79.5	53
Electronic Database	68	22
Electronic Question paper	95.5	94
Free online Electronic Resources	73	49

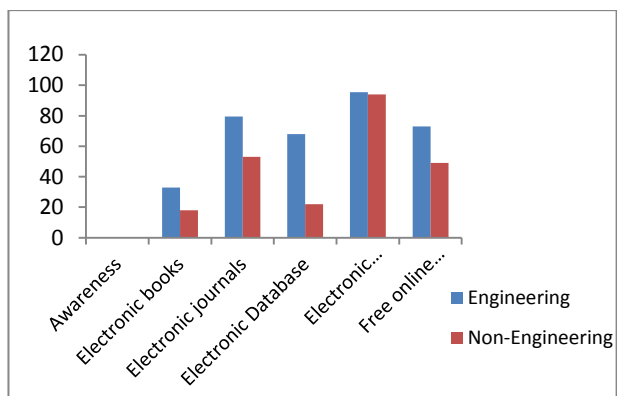


Fig. 1 Awareness of Electronic resources

33% engineering and 18% non engineering students are aware of electronic books, 79.5% engineering and 53% non engineering students are aware of electronic Journals, 68% engineering and 22% non engineering students are aware of electronic database, but electronic question papers are used more effectively by both engineering (95.5%) and non engineering (94%) students. Followed by these 73% engineering and 49% non engineering students are aware of the free online electronic resources from this we have come to know that engineering are more aware of the Electronic resources compare to non engineering, hence we have conduct more and more Electronic resources awareness programme for the non-engineering students.

Table III and Figure 2 shows the information about frequency of using the Electronic resources.

TABLE III FREQUENCY OF USE OF ELECTRONIC RESOURCES

Frequency	Engineering Respondents in %	Non-Engineering Respondents in %
Daily	22	12
Weekly	43	13
Occasionally	29	65
Never	6	10

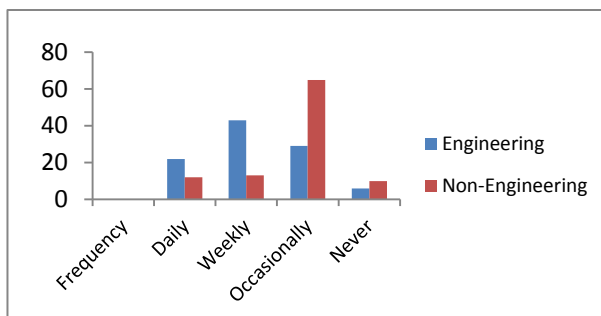


Fig. 2 Frequency of use of Electronic Resources

Table III elaborates 22% Engineering and 12% non engineering students using the electronic resources on daily basis, 43% engineering and 13% non engineering students use on weekly basis followed by 29% engineering and 65% non engineering students are using the electronic resources occasionally and however some 6% engineering and 10% non engineering students are never use the electronic resources. This table shows that maximum user use Electronic resources weekly basis by engineering students and occasionally by Non-Engineering students. Table IV and Figure 3 shows the information about the purpose of using Electronic resources.

TABLE IV PURPOSE OF USING OF ELECTRONIC RESOURCES

Purpose	Engineering Respondents in %	Non-Engineering Respondents in %
Preparing class notes / Learning	89.5	67
Project work	93	74.5
Seminars /conference presentation	79.2	43
Current awareness	82	41.5
Assignment	81.5	62
If any other, please specify	7.4	21.3

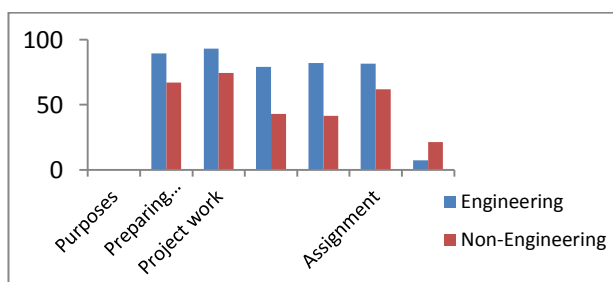


Fig. 3 Purpose of using of Electronic Resources

Table IV reveals that majority of the 93% engineering and 74.5%, Non Engineering students use for project purpose. Second highest preference 89.5% engineering and 74.5% non engineering students for preparing class notes/Learning purpose. 79.2% engineering and 43% non engineering seminars /conference presentation purpose, 82% engineering and 41.5% non engineering to check current awareness, 81.5% engineering and 62% non engineering students for the assignment purpose and however some 7.4% engineering and 21.3% non engineering use for other purpose. It is observed that most of the engineering students are using the electronic resources for their purpose compare to non engineering students.

Table V and Figure 4 shows the information about the Problems faced in accessing electronic resources.

TABLE V PROBLEMS FACED WHILE USING OF ELECTRONIC RESOURCES

Problem	Engineering Respondents in %	Non-Engineering Respondents in %
Slow internet speed	32	35.6
Not familiar with Electronic Resources	23.5%	49.3%
Difficulty in finding relevant information because of overload of information on internet	23%	41.3%
Library staff are not supportive	4%	5.3%
Technical Problems	10%	11.5%
Difficulty in Electronic reading	13%	27.5%
If any other, please specify		

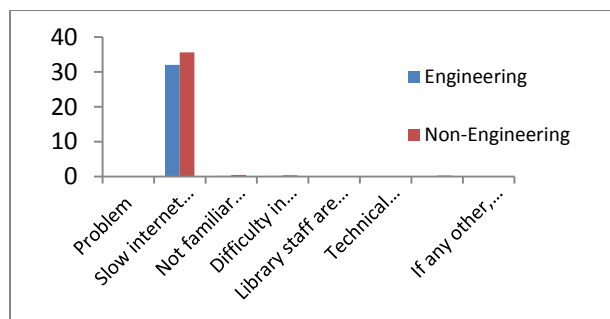


Fig. 4 Problems faced while using of Electronic Resources

The above table and figure shown that 32% Engineering 35.6% non Engineering students felt that internet slow but

23.5% engineering and 49.3% non Engineering students are not at all familiar with electronic resources, and 23% engineering and 41.3% non engineering students face difficulty in finding relevant information because of overload of information on internet, and 4% engineering and 5.3% non engineering students says that library staff are not supportive, 10% engineering and 11.5% non engineering say technical problems and 13% engineering and 27.5% non engineering students face the difficulty in reading. It's observed that non engineering students are facing more problems while using the electronic resources compare to engineering students.

## VI. CONCLUSION

The outcome of the present study shows that non Engineering students of REVA University do not have awareness about the Electronic resources as much as engineering students have. Due to widespread of information resources on the internet many students find it difficult to locate the relevant information and hence they urge for a training to improve their skills. In order to fully utilize the subscribed electronic resources, library staff and faculty should encourage its usage and also make their students aware of subject specific resources. Library should also organize frequent short term training programs and workshops to further improve their skills and give hands-on experience to them.

## REFERENCES

- [1] Liebscher, P., Abels, E. G. and Denman, D. W. (1997). Factors that influence the use of electronic network by science engineering faculty at small institutions part 11: preliminary use indicators. *Journal of American Society for information science*, 48(6), 496-507.
- [2] Baruchson-Arbib, S. and Schor, F. (2002). Perspectives on the use of electronic information sources by Israeli college students. *Journal of Academic Librarianship*, 28(4), 255-7.
- [3] Bhatt, S. and Rana, M. S. (2011). E-information usage among engineering academics in India with special reference to Rajasthan State. *Library Hi Tech*, 29(3), 496-511.
- [4] Crawford, John, Vicente, Angel De and Clink, Stuart. (2004). Use and awareness of Electronic Information Services by students at Glasgow Caledonian University. *Journal of Librarianship and Information Science*, 36(3), 101-117.
- [5] Halder, S. N. and Chandra, S. (2013). A critical study of the library facilities provided by the private engineering colleges in Kolkata. *International Journal of Library and Information Science*, 5(5), 134-139.
- [6] Priyadarshini, R., Janakiraman, A. and Subramanian, N. (2015). Awareness in usage of e-Resources among users at Agricultural College and Research Institute, Madurai: A case study. *European Academic Research*, 2(11), 14816-14823.